



INSTITUCION UNIVERSITARIA ESCUELA NACIONAL DEL DEPORTE
INFORME DE EJECUCION DEL PRESUPUESTO DE INGRESOS
MARZO 31 DE 2018

DESCRIPCION	PRESUPUESTO DEFINITIVO	RECAUDO EFECTIVO ACUMULADO	CUENTAS POR COBRAR	TOTAL EJECUCION	% EJECUCION	SALDO PRESUPUESTAL
INGRESOS DE LOS ESTABLEC. PUBLICOS	62,011,967,000	14,341,216,010	4,110,036,779	18,451,252,789	35	33,560,714,211
INGRESOS CORRIENTES	44,131,289,000	8,338,858,545	4,110,036,779	12,448,895,324	28	31,682,393,676
NO TRIBUTARIOS	27,066,675,000	4,620,434,307	4,110,036,779	8,730,471,086	32	18,336,203,914
TASAS Y DERECHOS	27,066,675,000	4,620,434,307	4,110,036,779	8,730,471,086	32	18,336,203,914
TASAS Y DERECHOS	27,066,675,000	4,620,434,307	4,110,036,779	8,730,471,086	32	18,336,203,914
VENTA DE SERVICIOS EDUCATIVOS	27,066,675,000	4,620,434,307	4,110,036,779	8,730,471,086	32	18,336,203,914
VENTA DE SERVICIOS	27,066,675,000	4,620,434,307	4,110,036,779	8,730,471,086	32	18,336,203,914
TRANSFERENCIAS	17,064,614,000	3,718,424,238	0	3,718,424,238	22	13,346,189,762
DE ENTIDADES DESCENT. NALES	15,064,614,000	3,718,424,238		3,718,424,238	25	11,346,189,762
RECURSOS CREE	2,000,000,000	0		0	0	2,000,000,000
RECURSOS DE CAPITAL	7,880,678,000	6,002,357,465	0	6,002,357,465	76	1,878,320,535
RECURSOS DEL CREDITO	6,000,000,000	6,000,000,000		6,000,000,000	100	0
BANCA COMERCIAL	6,000,000,000	6,000,000,000		6,000,000,000	100	0
OTROS RECURSOS DE CAPITAL	1,880,678,000	2,357,465	0	2,357,465	0	1,878,320,535
RENDIMIENTOS OPERACIONES FINANCIEROS	30,000,000	2,357,465		2,357,465	8	27,642,535
UTILIDADES Y EXCEDENTES FINANCIEROS	1,850,678,000	0		0	0	1,850,678,000
TOTAL	62,011,967,000	14,341,216,010	4,110,036,779	18,451,252,789	35	33,560,714,211


JOSE FERNANDO ARROYO
 Rector


PATRICIA MARTINEZ
 Vicerectora Financiera



JORGE LEMIS C.
 Prof. Universitario


SONIA L. ROSERO D.
 Directora Técnica

INSTITUCION UNIVERSITARIA ESCUELA NACIONAL DEL DEPORTE
INFORME DE EJECUCION DEL PRESUPUESTO DE GASTO
MARZO 31 DE 2018


DESCRIPCION	PRESUPUESTO DEFINITIVO	PAGO EFECTIVO	OBLIGACIONES POR PAGAR	TOTAL EJECUCION	% EJEC.	SALDO PRESUPUESTO
FUNCIONAMIENTO	12,562,798,000	1,762,506,929	2,159,927,210	3,922,433,139	31	8,630,364,861
SERVICIOS PERSONALES	6,061,406,000	890,216,511	668,983,755	1,469,199,266	29	3,602,206,734
SERVICIOS PERSONALES ASOC. A LA NÓMINA	3,079,831,000	547,397,695	0	547,397,695	18	2,532,433,305
SUELDOS PERSONAL DE NOMINA	2,384,248,000	429,219,275	0	429,219,275	18	1,935,028,725
BONIFICACION SERV-PRESTADOS	68,957,000	23,186,448	0	23,186,448	34	45,770,552
BONIFICACIÓN ESP POR RECREACION	13,135,000	4,416,467	0	4,416,467	34	8,718,533
VACACIONES	154,892,000	51,724,847	0	51,724,847	33	103,167,153
HORAS EXTRAS Y DIAS FESTIVOS	8,000,000	3,439,433	0	3,439,433	43	4,560,567
PRIMA DE NAVIDAD	220,016,000	0	0		0	220,016,000
PRIMA DE SERVICIOS	101,384,000	0	0		0	101,384,000
PRIMA DE VACACIONES	105,608,000	35,411,225	0	35,411,225	34	70,196,775
INDEMNIZACION VACACIONES	43,591,000	0	0		0	43,591,000
SERV PERSONALES INDIRECTOS	993,953,000	234,650,019	544,291,710	778,941,729	78	215,011,271
HONORARIOS	644,716,000	108,557,967	333,658,300	442,216,267	69	202,499,733
REMUNERACION SERVICIOS TECNICOS	349,237,000	126,092,052	210,633,410	336,725,462	96	12,511,538
CONTRIBUCIONES INHERENTES A LA NÓMINA	987,621,000	108,167,797	24,692,045	132,859,842	13	854,761,158
AL SECTOR PÚBLICO	176,596,000	32,301,200	0	32,301,200	18	144,293,800
APORTES PREVISIÓN SOCIAL	95,784,000	19,203,000	0	19,203,000	20	76,581,000
PENSIONES	93,435,000	18,419,400	0	18,419,400	20	75,015,600
INSTITUTO DE SEGUROS SOCIALES ISS	93,435,000	18,419,400	0	18,419,400	20	75,015,600
SALUD PUBLICO	2,349,000	783,600	0	783,600	33	1,565,400
APORTES PARAFISCALES	80,811,000	13,098,200	0	13,098,200	16	67,712,800
INST-COLOMBIANO DE BIENESTAR FAMILIAR	80,811,000	13,098,200	0	13,098,200	16	67,712,800
AL SECTOR PRIVADO	811,026,000	75,866,597	24,692,045	100,558,642	12	710,467,358
APORTES PREVISIÓN SOCIAL	703,278,000	64,218,597	24,692,045	88,910,642	13	614,367,358
FONDOS CESANTIAS	238,351,000	19,964,897	24,692,045	44,656,942	19	193,694,058
FONDOS DE PENSIONES	198,550,000	16,684,500	0	16,684,500	8	181,865,500
APORTES SERVICIOS MÉDICOS - POS	204,474,000	24,096,600	0	24,096,600	12	180,377,400
RIESGOS PROFESIONALES	61,903,000	3,472,600	0	3,472,600	6	58,430,400
CAJA DE COMPENSACIÓN FAMILIAR	107,748,000	11,648,000	0	11,648,000	11	96,100,000

GASTOS GENERALES	7,264,388,000	872,290,418	1,590,943,465	2,463,233,873	34	4,791,154,127
ADQUISICION DE BIENES	2,040,199,000	341,333,485	148,059,163	489,392,648	24	1,650,806,362
ADQUISICION DE SERVICIOS	6,079,302,000	530,956,933	1,442,884,292	1,973,841,225	39	3,105,460,775
IMPUESTOS Y MULTAS	134,887,000		0		0	134,887,000
TRANSFERENCIAS CORRIENTES	237,005,000	0	0	0	0	237,005,000
CUOTA DE AUDITAJE	137,005,000		0		0	137,005,000
SENTENCIAS Y CONCILIACIONES	100,000,000	0	0	0	0	100,000,000
INVERSION	38,559,168,000	2,882,437,224	1,167,614,490	4,050,051,714	11	34,509,116,286
INFRAESTRUCTURA	8,256,718,000	53,571,800	93,801,708	147,373,308	2	8,109,344,692
DOTACIÓN	3,808,917,000	24,946,778	40,000,000	64,946,778	2	3,743,970,222
RECURSO HUMANO	21,121,318,000	2,670,734,008	589,581,417	3,260,315,425	15	17,861,002,575
INVESTIGACIÓN Y ESTUDIOS	2,474,307,000	89,613,838	32,312,000	121,925,838	5	2,352,381,162
ADMINISTRACION DEL ESTADO	85,280,000	0	4,000,000	4,000,000	5	81,280,000
INTERNACIONALIZACION	430,258,000	4,000,000	77,000,000	81,000,000	19	349,258,000
PROYECCION SOCIAL	456,094,000	8,871,000	17,040,000	25,911,000	6	430,183,000
MEJORAMIENTO CENTRO DE PRACTICAS Y SERV	398,317,000	13,780,000	29,743,881	43,523,881	11	354,793,119
MEJORAMIENTO CENTRO PRACTICAS Y SERVICIO	906,139,000	0	211,809,484	211,809,484	23	694,329,516
ACREDITACION DE ALTA CALIDAD	621,820,000	16,920,000	72,326,000	89,246,000	14	532,574,000
SERVICIOS DE LA DEUDA	900,001,000	306,351,743	0	306,351,743	34	593,649,257
DEUDA INTERNA	900,001,000	306,351,743	0	306,351,743	34	593,649,257
AMORTIZACION	800,001,000	275,000,001	0	275,000,001	34	525,000,999
INTERESES	100,000,000	31,351,742	0	31,351,742	31	68,648,258
TOTAL	62,011,967,000	4,951,294,896	3,327,541,700	8,278,836,596	16	43,733,130,404


JOSÉ FERNANDO ARROYO VALENCIA
Rector


PATRICIA MARTINEZ
Vicerectora Financiera


MARLENI RODRIGUEZ R.
Prof. Universitario


SONIA ROSERO D.
Directora Técnica